

CPDZC3V3HT-HF

RoHS Device
Halogen Free



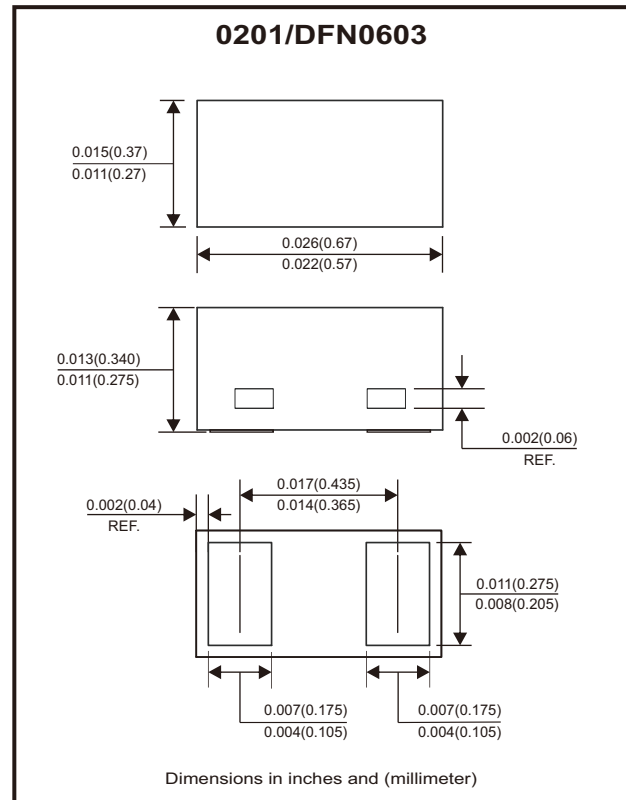
Features

- Ultra small SMD package: 0201
- Low leakage current.
- Low clamping voltage.

Mechanical data

- Case: 0201/DFN0603 package, molded plastic.
- Terminals: Gold plated, solderable per MIL-STD-750, method 2026.
- Polarity: Color band denotes cathode end.
- Mounting position: Any

Circuit Diagram



Maximum Rating (at $T_A=25^\circ\text{C}$ unless otherwise noted)

Parameter	Conditions	Symbol	Value	Unit
Peak pulse power	$T_P = 8/20\mu\text{s}$	P_{PP}	119	W
Peak pulse current	$T_P = 8/20\mu\text{s}$	I_{PP}	17	A
ESD capability	IEC 61000-4-2(air) IEC 61000-4-2(contact)	ESD	± 30	kV
Junction temperature range		T_j	-55 to +125	$^\circ\text{C}$
Storage temperature range		T_{STG}	-55 to +150	$^\circ\text{C}$

Electrical Characteristics (at $T_A=25^\circ\text{C}$ unless otherwise noted)

Parameter	Conditions	Symbol	Min	Typ	Max	Unit
Reverse stand-off voltage		V_{RWM}			3.3	V
Reverse breakdown voltage	$I_T = 1\text{mA}$	V_{BR}	3.7			V
Reverse leakage current	$V_{RWM} = 3.3\text{V}$	I_R			1.0	μA
Clamping voltage	$I_{PP} = 5\text{A}, T_P = 8/20\mu\text{s}$ $I_{PP} = 17\text{A}, T_P = 8/20\mu\text{s}$	V_C		5.5 7.0		V
Junction capacitance	$V_R = 0\text{V}, f = 1\text{MHz}$	C_J		38		pF

Rating and Characteristic Curves (CPDZC3V3HT-HF)

Fig.1 - 8/20 μ s Peak Pulse Current Waveform Acc. IEC 61000-4-5

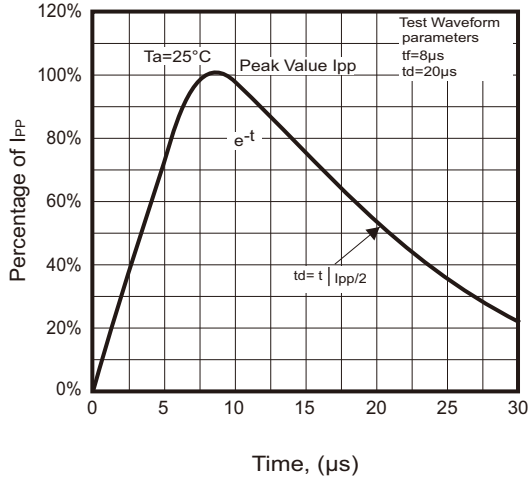


Fig.2 - Power Rating Derating Curve

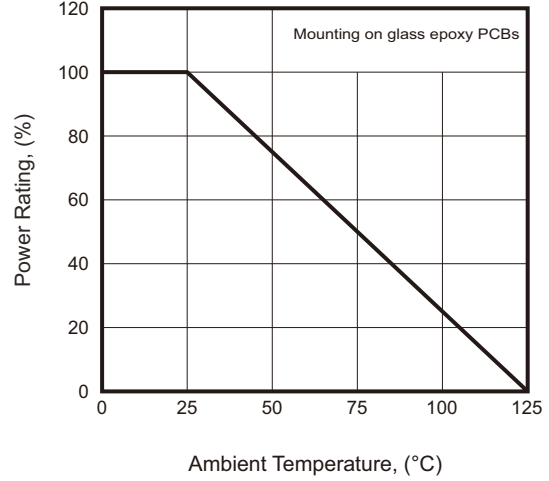


Fig.3 - Capacitance Between Terminals Characteristics

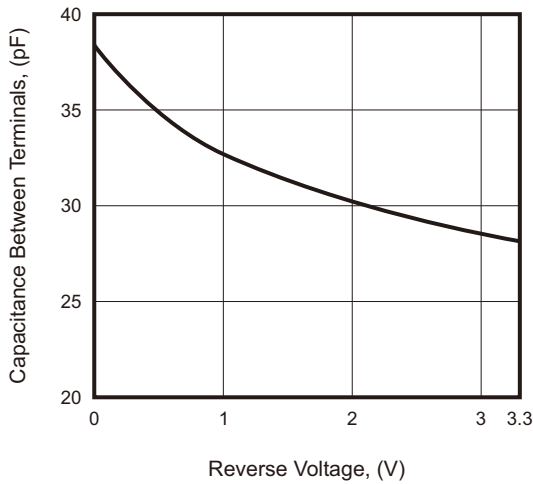
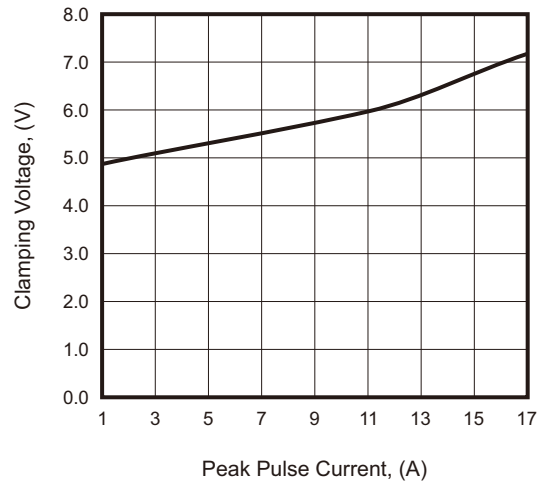


Fig.4 - Clamping Voltage Vs. Peak Pulse Current



Rating and Characteristic Curves (CPDZC3V3HT-HF)

Fig.5 - Curve Trace

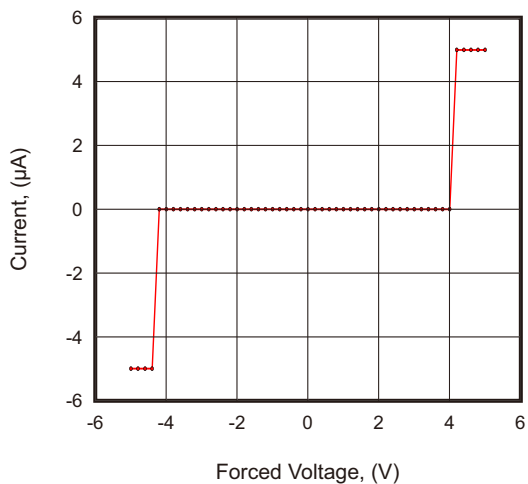


Fig.6 - +8kV Contact IEC 61000-4-2

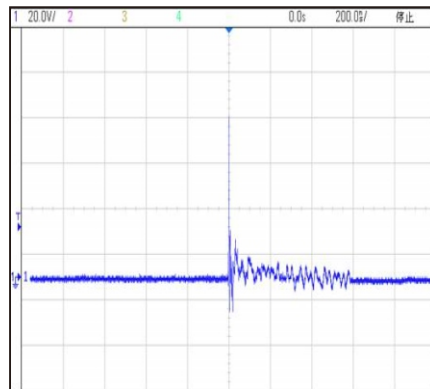
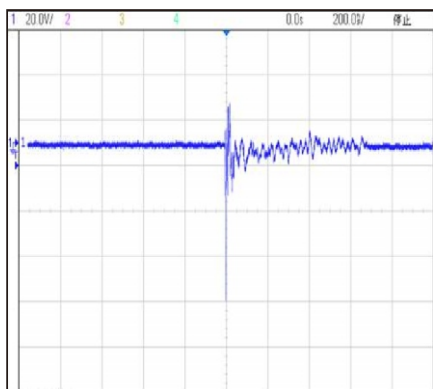
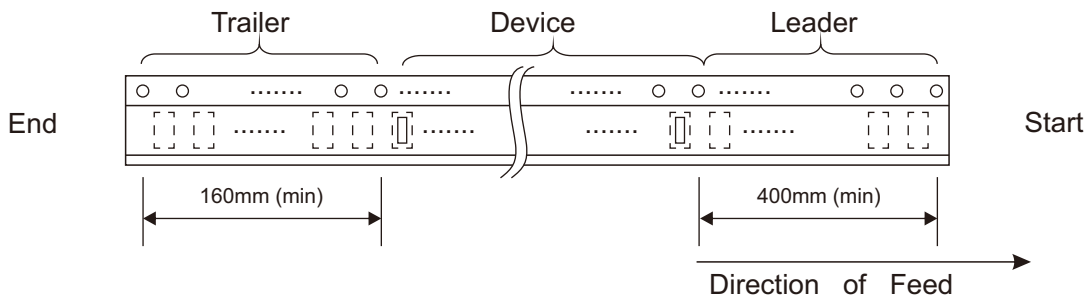
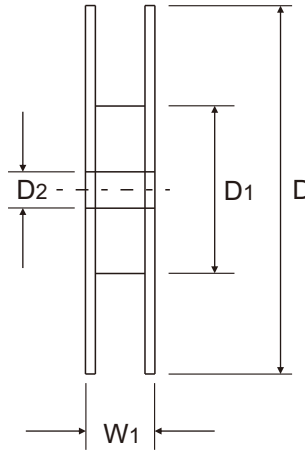
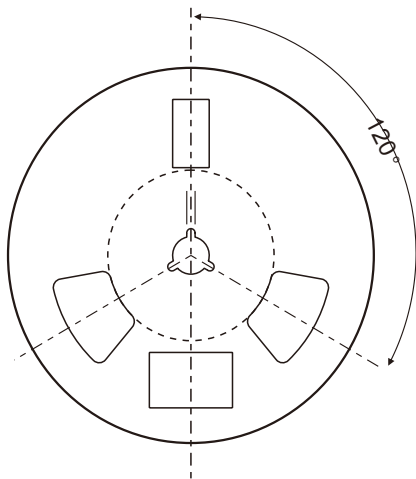
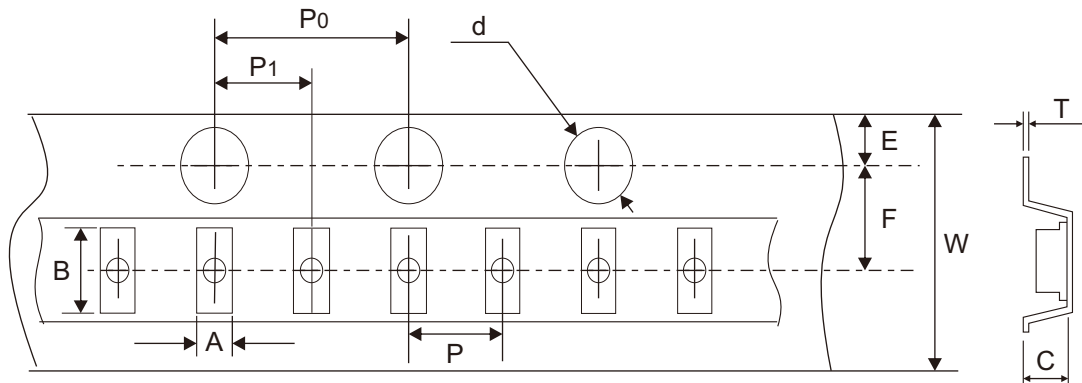


Fig.7 - -8kV Contact IEC 61000-4-2



Reel Taping Specification



0201 (DFN0603)	SYMBOL	A	B	C	d	D	D1	D2
	(mm)	0.44 ± 0.03	0.74 ± 0.03	0.40 ± 0.03	1.50 + 0.10 - 0.00	178.00 ± 1.00	60.00 ± 0.50	13.50 ± 0.20
	(inch)	0.017 ± 0.001	0.029 ± 0.001	0.016 ± 0.001	0.059 + 0.004 - 0.000	7.008 ± 0.039	2.362 ± 0.020	0.531 ± 0.008

0201 (DFN0603)	SYMBOL	E	F	P	P0	P1	T	W	W1
	(mm)	1.75 ± 0.10	3.50 ± 0.05	2.00 ± 0.05	4.00 ± 0.10	2.00 ± 0.05	0.20 ± 0.03	8.00 + 0.30 - 0.10	12.00 + 0.50 - 0.00
	(inch)	0.069 ± 0.004	0.138 ± 0.002	0.079 ± 0.002	0.157 ± 0.004	0.079 ± 0.002	0.008 ± 0.001	0.315 + 0.012 - 0.004	0.472 + 0.020 - 0.000

Company reserves the right to improve product design, functions and reliability without notice.

REV:A

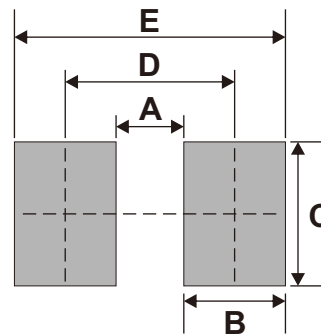
Marking Code

Part Number	Marking Code
CPDZC3V3HT-HF	E3T

E3T

Suggested P.C.B. PAD Layout

SIZE	0201(DFN0603)	
	(mm)	(inch)
A	0.16	0.006
B	0.24	0.009
C	0.34	0.013
D	0.40	0.016
E	0.64	0.025



Standard Packaging

Case Type	REEL PACK	
	REEL (pcs)	Reel Size (inch)
0201 (DFN0603)	10,000	7